

Mobile Loading Systems

The Claudius Peters Mobile Loader is a mobile fluidized conveying system for dustfree loading of vehicles with powdered bulk materials. The chute of the loader is equipped either with double bellows or for highly abrasive materials with steel cones and connects the silo discharge system and the vehicle in such a way as to preserve a totally closed conveying system.

The bellows-type loading spout accommodates for the different heights of the vehicles and for the varying diameter of the inlet sockets on the vehicles.

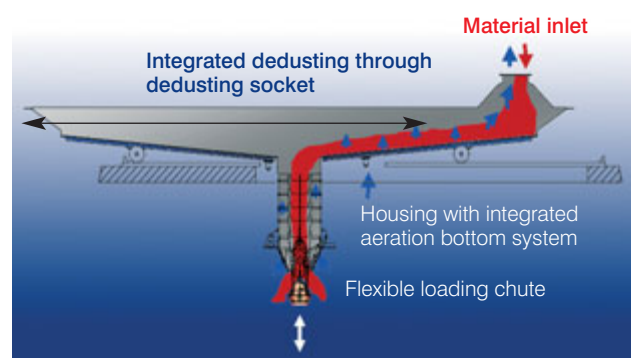
All of the necessary controls for conveying flow readings and shut-off times are included with the loading equipment.

Advantages of Claudius Peters Mobile Loader

- Short loading time
- Absolute dustfree loading
- Minimized maintenance
- Simplified procedure for positioning loading head onto filling socket
- Travelling range of up to 15 m eliminates vehicle movement
- Flexible arrangement for parallel loading
- Low construction height
- Low weight
- Stationary material inlet with integrated dedusting socket
- Compact loading chute with integrated winch, filling level sensor and shut-off cone



Mobile Loader with travelling ranges between 1 and 15 m




Loading and dedusting principle

Mobile Loading Systems

An extensive product range of different mobile loaders with various design topics allows an optimum in flexibility during engineering of loading facilities.



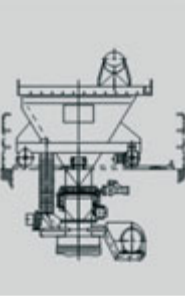



Beside stationary loading devices for simple truck loading applications travelling ranges between 1 and 15m can be realized.



Loading device with outer bellow and wear cones for abrasive materials (e.g. fly ash)



Loading device with outer and inner bellow for standard materials (e.g. cement)

Type	Mobile Loader				Stationary Loading Device	
	VME Single Side	VMD Double Side	TVM Hopper	VMR Swivelling Air Slide	Standard	F Type Integrated Filter
						
Loading Capacity [t/h] (based on cement)	250 (300)	250 (300)	250 (300)	250 (300)	250 (300)	150
Travelling Range [m]	3 - 7	7 - 15	1 - 15	3,5 - 7	-	-

Claudius Peters Projects GmbH

Schanzenstraße 40 | D-21614 Buxtehude | Germany

Tel: +49 4161 706-0 | Fax: +49 4161 706-270

projects@claudiuspeters.com

The information contained within this brochure is deemed to be correct at the time of going to press. Due to the policy of continued improvement, we reserve the right to change any specification without prior notice.
ERRORS & OMISSIONS EXCEPTED

CP Data MLS GB November 2011/Issue 1/JWN



CLAUDIUS PETERS

www.claudiuspeters.com

A Langley Holdings Company