



CLAUDIUS PETERS



Cooling

Technik

CP cooler®

We know how

www.claudiuspeters.com

Clinker Cooling has evolved

About us

Claudius Peters Projects GmbH, Germany and Claudius Peters Technologies SAS, France are part of the Technologies Division of Claudius Peters Group GmbH, headquartered in Buxtehude, near Hamburg, offering technologies in the field of materials handling and processing and providing turnkey or semi-turnkey systems to a wide range of industries. Claudius Peters Group GmbH is a wholly owned subsidiary of Langley Holdings plc, a privately controlled UK engineering group, with regional offices in the Americas, Europe, China and the Far East.

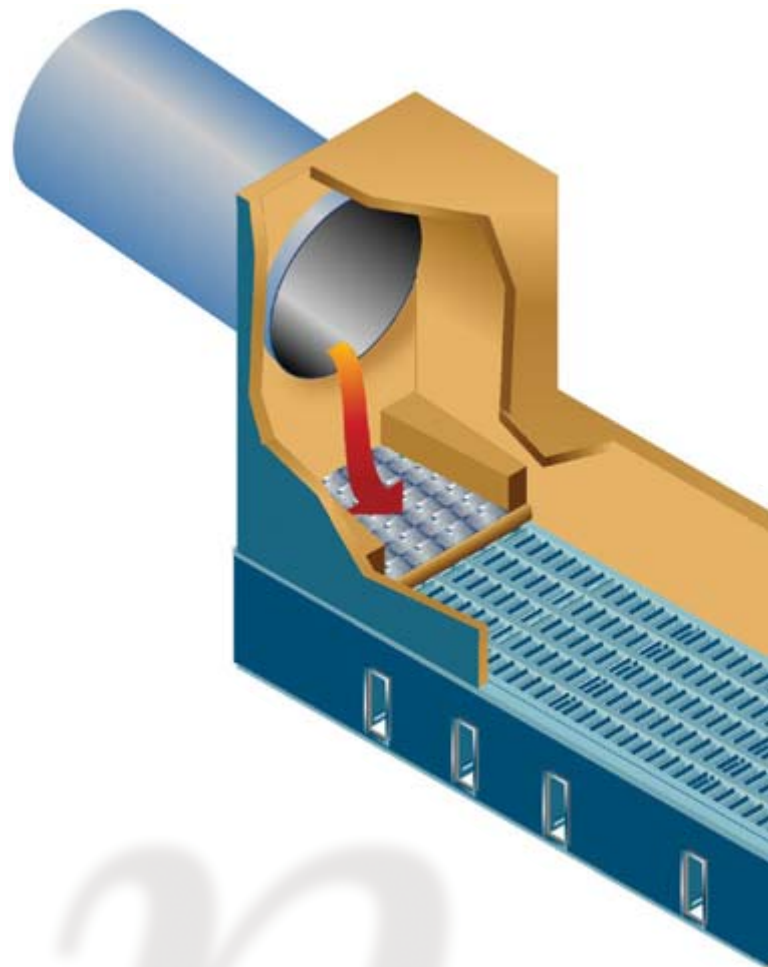


Claudius Peters HQ, Buxtehude, Germany

Clinker Cooling Technik

With over 600 Claudius Peters Clinker Coolers commissioned around the world, you could say that our reputation speaks for itself. We were there at the beginning, and today, nearly 60 years later, we continue to innovate to keep one step ahead. For example, the first Claudius Peters cooler had a capacity of 500 tonnes per day; today, Claudius Peters builds systems with capacities of up to 13,000 tonnes per day.

Claudius Peters' knowledge and experience of hot clinker handling and processing is unsurpassed. Take for instance our ETA (η) Cooler totally encapsulates the evolution of clinker cooling in one complete system. With its unique transport system, based on the proven 'moving-floor' system, this cooler is quick to install and gives users lower operating costs and extremely high reliability.



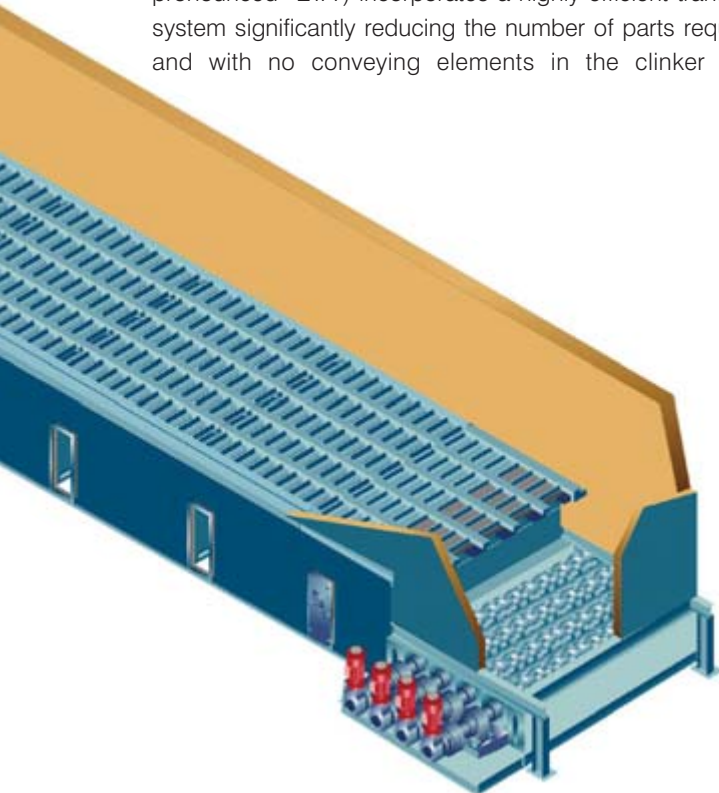


- the universal symbol for efficiency



Due to ongoing innovations in cooler technology since the 1950s, the production capacity of today's cement plants has increased whilst maintenance and operational costs have reduced. These improvements have largely been driven by design and process technology solutions. Over the past five decades, Claudius Peters has been responsible for many of the innovative new developments that have led to these advances. For example, Claudius Peters introduced the hydraulic drive, the roller crusher, the wear-free CSS (compact swing support) and direct side aeration to create the Compact Swing Cooler as we know it today.

The new generation Claudius Peters cooler, known as the η -Cooler (η = the ancient Greek symbol of efficiency pronounced "ETA") incorporates a highly efficient transport system significantly reducing the number of parts required and with no conveying elements in the clinker bed,



maintenance cost and wear and tear are dramatically reduced.

Our reputation speaks for itself

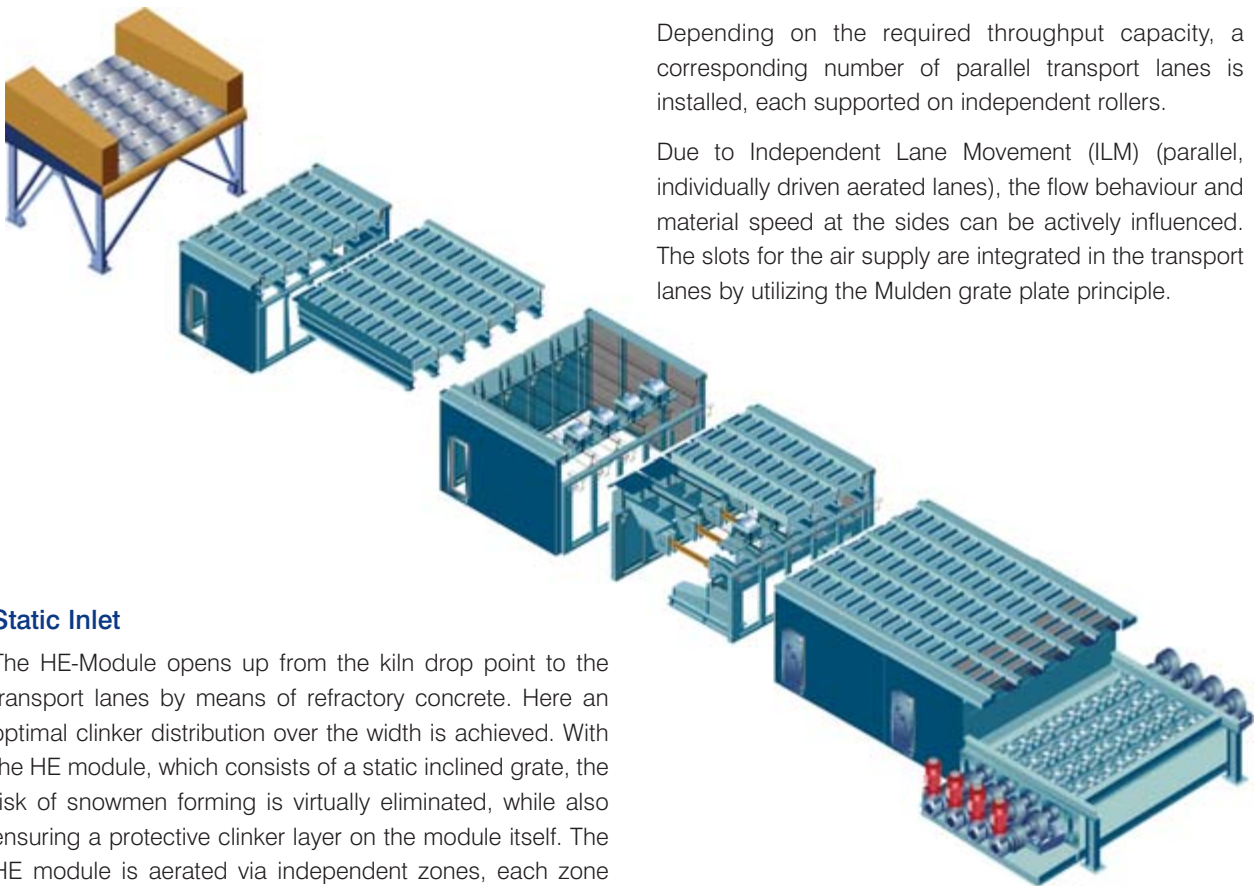
Claudius Peters began by marketing the grate cooler in Europe under licence from Fuller. Claudius Peters optimized and rationalized this design, resulting in the development of the well known Claudius Peters grate cooler. Many of these improvements, such as the hydraulic grate drive (1975) and the roller crusher (1979), are now standard elements in all coolers manufactured today.

In recent years, Claudius Peters focused on achieving optimum clinker distribution across the cooler width. For extremely high capacity/wide coolers (greater than 10,000 tpd), the cross motion grate was developed in 2000. Another advancement in 2001 was a cooler without fine material falling through the grate, resulting in a minimum construction height.

'ETA Cooler® totally encapsulates the evolution of clinker cooling in one complete system'

η -Cooler

The complete lower section of the η -Cooler is a modular design. Just two different lengths of standard modular elements are combined to optimize cooler sizes from 1,000 - 12,000 mtpd. The required cooler width is achieved by modular design of the transport lanes. Each module is delivered completely pre-assembled, further minimizing erection times on site. The η -Cooler can be installed in the housings of existing grate coolers with only minor modifications.



Static Inlet

The HE-Module opens up from the kiln drop point to the transport lanes by means of refractory concrete. Here an optimal clinker distribution over the width is achieved. With the HE module, which consists of a static inclined grate, the risk of snowmen forming is virtually eliminated, while also ensuring a protective clinker layer on the module itself. The HE module is aerated via independent zones, each zone has its own flap to adjust the air volume. Due to the flexibility of the air distribution, it is possible to control the kiln discharge conditions even with the changing environment, due to the use of different fuels and raw materials fluctuations.

Transport System

The η -Cooler uses a transport system that is unique to any of the present coolers. The transport is based on the well proven 'moving floor' system that has long been in operation for materials handling.

The η -Cooler consists of parallel transport lanes which are moved together in the direction of the clinker transport (forward stroke) and individually or alternatively in groups retracted (backward stroke).

Depending on the required throughput capacity, a corresponding number of parallel transport lanes is installed, each supported on independent rollers.

Due to Independent Lane Movement (ILM) (parallel, individually driven aerated lanes), the flow behaviour and material speed at the sides can be actively influenced. The slots for the air supply are integrated in the transport lanes by utilizing the Mulden grate plate principle.



The evolution in Clinker Cooling

Each transport lane is sealed by means of a labyrinth, which eliminates the need for a dust removal system. This together with the fact that the transport lane system is typically offered without any inclination makes the η -Cooler design extremely compact.

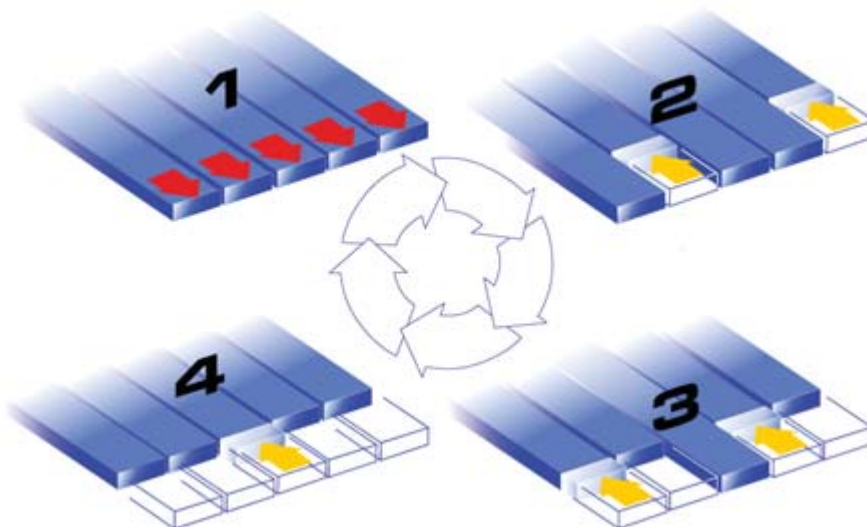
Aeration Concept

Since no installations are required inside the clinker layer the entire cooler bottom is fully aerated leading to uniform cooling and optimum recuperation.

Additionally the η -Cooler still makes use of the chamber aeration principle - a well-proven aeration concept in conventional grate cooler design. However, in contrast to reciprocating grate coolers the η -Cooler allows for a longitudinal division into chambers. This gives the advantage of chamber side aeration (CSA), which improves cooling at the critical side areas of the cooler.

With Chamber Side Aeration (CSA) and Independent Lane Movement (ILM) Claudius Peters can, as no other cooler supplier, actively influence the two most important parameters in clinker cooling. This gives us the possibility to virtually eliminate such problems as red river.

Example of transport principle for a 5-lane η -Cooler



Features

- Extremely compact design
- No dust removal system required
- Complete autogenous wear protection
- Long strokes = low grate speed
- Variable stroke length over the cooler width
- No conveying parts within the clinker bed
 - less wear significantly reducing maintenance
 - no obstructions to the clinker flow
 - constant transport efficiency over cooler life
- Controlled air distribution - chamber side aeration

Benefits

- Low construction height
- Modular design - quick to install
- Optimum cooling and heat recovery
- Optimal distribution of clinker across cooler width
- Lower operating costs
- High reliability

Cooler innovation

Drive System

The η -Cooler is equipped with an independent hydraulic cylinder drive for each lane. Depending on the number of transport lanes, the structure is modular and utilizes standard parts, which minimizes maintenance and adjustment. The hydraulic cylinders attributed to each transport lane enable a long lane stroke, which is controlled by an integrated continuous position measuring system.

Claudius Peters Roller Crusher - the Original!

The roller crusher is an alternative to the conventional hammer crusher that has been the standard tool for eliminating oversized clinker for many years. The roller crusher is a system that has radically reduced the rotational speed of this crusher and implemented many options that were not available with a typical hammer crusher. The roller crusher consists of air-cooled, hydraulically or mechanically driven rollers, whose operating width matches the width of the cooler grate.

The number of rollers depends on the capacity of the cooler. Each roller is equipped with high wear and temperature resistant cast crushing rings. The roller crusher is another modular design for capacities up to 12,000t/d.



A roller crusher for a 4,200-t/d operation

For high temperature crushing such as is seen with mid cooler crushing (stage cooler), the roller crusher is equipped with a cooling air fan. Due to the crushing method, the roller crusher is able to continuously crush large lumps up to 2 metres in diameter. The low rotational speed of the rollers guarantees the highest possible lifetime and low maintenance costs.



Drive system

Features of Roller Crusher

- Can operate right behind the recuperation zone
- Slow roller speeds, therefore minimal wear
- No refractory damage
- Minimum dust generation
- Long crushing life
- Uniform particle size reduction over long service life
- Crushing of large lumps without kiln stoppage
- Low power consumption
- Fully automated
- Easy maintenance
- High availability



Hydraulic units



Born from experience

Claudius Peters Measuring and Control Systems

To ensure reliable and low cost operation, a modern, automated control system is essential. Claudius Peters continues to develop new features for optimum control of the kiln-cooler process.


Claudius Peters Temperature Measuring Device

The gas temperatures within a clinker cooler are an important aspect of the process parameters of the system. Claudius Peters has developed an infrared sensor for quickly and accurately measuring the gas temperature:

- Infrared measuring sensor with 3°C per second reaction time
- Measuring range from 0 - 800°C and 500 - 1500°C
- Easy installation of probe
- Minimal maintenance requirements
- Low investment costs with return of investment (ROI) in months

Claudius Peters Full Stroke Hydraulic Cylinder Drive

The EMC2 (ETA Motion Control Centre) controls and monitors all functions of the lane/cylinder motion. This hydraulic control system continuously measures the position of the cylinders without contacts to ensure the stroke length required for each individual lane.



Conclusion

The η -Cooler minimizes maintenance and repair costs. The modular design and minimal wear mean major cost savings are achievable during plant shutdown, installation and spare parts requirements. The transport system has no conveying elements within the clinker layer and no clinker can pass through the cooler lanes. With no fines falling through the cooler structure, no under grate hoppers and a dust removal system are required which reduces the overall construction height of the cooler. These design issues ensure a low overall investment cost and minimal operating costs. In conclusion, whether it is a new plant or a conversion, the η -Cooler offers the most efficient operation in terms of installation, heat recovery, transport efficiency, reliability and maintenance costs.

CALCINING | COOLING | DISPATCH
DOSING | DRY BLENDING | DRYING
GRINDING | PACKING
PNEUMATIC CONVEYING
PULVERIZED FUEL SUPPLY
SILO SYSTEMS
STOCKYARD SYSTEMS
ALUMINA HANDLING SYSTEMS
MARINE POWDER HANDLING
TURNKEY PROJECTS



We know how

HEADQUARTERS

Claudius Peters Projects GmbH

Schanzenstraße 40 |
D-21614 Buxtehude | **Germany**
Tel: +49 4161 706-0
Fax: +49 4161 706-270
projects@claudiuspeters.com

Claudius Peters Technologies SAS

34 Avenue de Suisse |
F-68316 Illzach | **France**
Tel: +33 3 89 31 33 00
Fax: +33 3 89 61 95 25
technologiesSAS@claudiuspeters.com

Claudius Peters (do Brasil) Ltda.

Rua Coral | 71 - 3º andar |
09725-650 São Bernardo do Campo |
São Paulo | **Brasil**
Tel: +55 (11) 4122-6080
Fax: +55 (11) 4122-6090
brasil@claudiuspeters.com

Claudius Peters (China) Ltd.

Unit A | 10/F | Two Chinachem Plaza |
68 Connaught Road Central |
Hong Kong
Tel: +852 2544 1848
Fax: +852 2854 0011
hongkong@claudiuspeters.com

Branch Office:

7/F | Office Block |
Hong Kong Macau Centre |
No. 2 Chaoyangmen Bei Da Jie |
Beijing 100027 | **P. R. China**
Tel: +86 10 6501 3831
Fax: +86 10 6501 3803
beijing@claudiuspeters.com

Claudius Peters (India) Pvt. Ltd.

Unit 408 | 4th Floor | Peninsula Plaza |
A/16 Fun Republic Lane |
Off Link Road | Andheri West |
Mumbai 400 053 |
India
Tel: +91 (22) 2674 0045
india@claudiuspeters.com

Claudius Peters (Italiana) srl

Via Verdi 2 |
I-24121 Bergamo |
Italy
Tel: +39 0 35 237 196
Fax: +39 0 35 237 785
italiana@claudiuspeters.com

Claudius Peters (România) S.R.L.

Str. Oituz Nr. 25C | et 2 |
550337 Sibiu |
România
Tel: +40 (0) 369 407 036
Fax: +40 (0) 369 407 038
romania@claudiuspeters.com

Claudius Peters (Asia Pacific) Pte. Ltd.

25 International Business Park |
#04-13/14 German Centre |
Singapore 609916
T +65 6562 9100
F +65 6562 9109
E asiapacific@claudiuspeters.com

Claudius Peters (Ibérica) S.A.

Paseo de la Habana | 202 Bis Bj |
E-28036 Madrid |
Spain
Tel: +34 91 413 36 16
Fax: +34 91 519 69 56
iberica@claudiuspeters.com

Claudius Peters (UK) Ltd.

Unit 10 | Thatcham Business Village |
Colthrop Way | Thatcham |
Berkshire | RG19 4LW |
United Kingdom
Tel: +44 (0) 1635 872139
Fax: +44 (0) 1635 861659
uk@claudiuspeters.com

Claudius Peters (Americas) Inc.

445 West Bush Turnpike |
Richardson | Texas 75080 |
USA
Tel: +1 972 386 4451
Fax: +1 972 386 4496
usa@claudiuspeters.com



A Langley Holdings Company

The information contained within this brochure is deemed to be correct at the time of going to press. Due to the policy of continued improvement, we reserve the right to change any specification without prior notice.
ERRORS & OMISSIONS EXCEPTED

CP ETA GB Sept 2011/Issue 2/JWN



CLAUDIUS PETERS

www.claudiuspeters.com