




CLAUDIUS PETERS

Components

Multi-Flow Elements

Claudius Peters Multi-Flow Element portfolio consists various elements like two way gate, diverter, splitter, etc. Due to the modular design an integration in the Claudius Peters Aeroslide System is possible.




One basic device can be supplied with different drive variants such as:

- H (manual),
- P (pneumatic drive)
- M (motor actuator drive)


Claudius Peters Aeroslide Multi-Elements achieve the maximum degree of component standardization.

From the basic aeroslide “pot”, Claudius Peters has developed a complete aeroslide modular design program.



Claudius Peters Diverter

The unit changes the conveying direction.




Claudius Peters Two-Way-Gate

Controls the direction of the material flow in an aeroslide conveying system. Drive systems are flexible, offering a choice between manual, motor and pneumatic actuators.



Claudius Peters Splitter

The unit divides into two conveying streams. The division of flow can be controlled between 10% and 90%, via the standard manual actuation or a motor actuator as alternative.



Claudius Peters Distributor


Distribution of the material flow to two or more outlets. Connection of two or more flow control gates controlling the discharge from a silo.

Multi-Flow Elements

Claudius Peters Rotary Gate

The Claudius Peters Rotary Gate is installed in vertical falling routes of pneumatic conveying systems to guide and control the mass flow.


As drive can be used a pneumatic vane drive, motor or manual hand wheel which is flanged directly to the rotating shaft, resulting in the highest safety possible by omitting the rods.



Claudius Peters Gravity Separator

The Claudius Peters Gravity Separator can be installed in aeroslide systems. An integrated grid prevents throughput of lumps.

This separation leads to high service reliability and availability for the operation. The discharge can be designed with manual or pneumatic flaps.

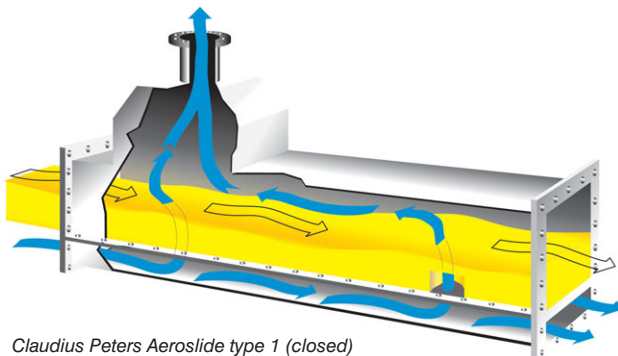


Claudius Peters Aeroslide type 2 (open)

Claudius Peters Aeroslide Conveyance

Claudius Peters Aeroslides are extremely suitable for dust-free transport of large mass flows. They are used for all fluidizable dusts including hot material such as, for example, fly ash.

The Claudius Peters Aeroslides mainly consist of the air-conducting lower box, the air-permeable intermediate bottom and the material-conducting upper box.



Claudius Peters Aeroslide type 1 (closed)

The Claudius Peters Aeroslides can be supplied in closed design (type 1) for conveyance and in open design (type 2) as aeration elements in silo bottoms.



Claudius Peters Aeroslide type 1 (closed)

Types of Claudius Peters Aeroslides

- Aeroslide Type 1 closed design (standard design)
- Aeroslide Type 2 open design for silo aeration
- Aeroslide Type 3 closed design with higher upper box (for longer conveying distances respectively higher air amount)



A Langley Holdings Company

Claudius Peters Projects GmbH

Schanzenstraße 40 | D-21614 Buxtehude | Germany

T: +49 4161 706-0 | E: projects@claudiuspeters.com

www.claudiuspeters.com

CP Components (GB) 09/2015/Issue 1

Due to the policy of continued improvement, we reserve the right to change any specification without prior notice.

ERRORS & OMISSIONS EXCEPTED