



CLAUDIUS PETERS

Components

Two-Way Gate

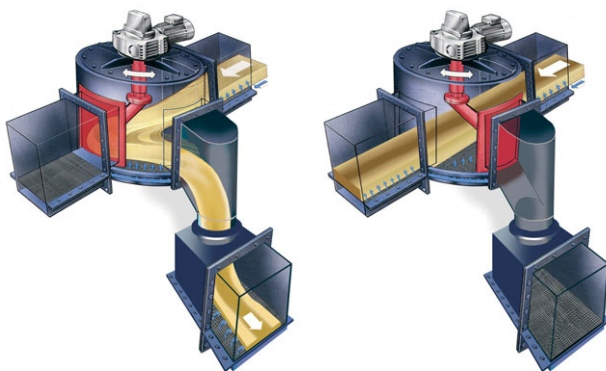
The Claudius Peters Two-Way Gate is installed in aeroslide systems to guide and control the mass flow.

The Claudius Peters Two-Way Gate consists of a cylindrical housing. Sealing of one outlet each is carried out by an adjustable gate. By turning the drive shaft, the gate shifts from one material outlet to the other. A flexible sealing ensures that the outlet is sealed dust-tight.

The drives can be pneumatic, motoric or manual and are designed with sufficient reserves so that even under aggravated conditions a safe operation is ensured.

For cleaning of the Two-Way Gate and for inspection of the gate sealing, the housing is equipped with a large inspection cover. Replacement of the wear parts (aeration fabric and gate sealing) can take place while the Two-Way Gate remains installed by disassembling the top cover or the bottom.

Lubrication of the bearings or the drive is not necessary. The end positions can be precisely adjusted and can be indicated by limit switches integrated in the drive.



Operation principle of Claudius Peters Two-Way Gate, used as bottom discharger

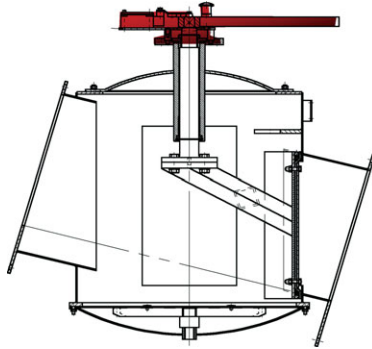
Advantages of Claudius Peters Two-Way Gate

- Alternative feeding or distribution to two conveying routes of one aeroslide system
- Dust-tight sealing of the closed outlet
- Low flow resistance
- Flexible arrangement of the horizontal and/or vertical outlets
- Simple replacement of wear parts
- Long service life
- High flexibility due to the modular design

Two-Way Gate

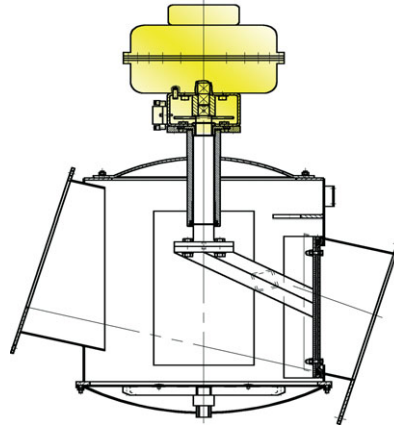
Type MANUAL

Manually by lever



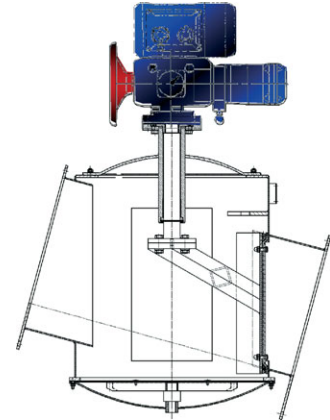
Type PNEU

Pneumatically by electro-pneumatic rotary vane drive



Type MOT

Motor-driven by actuator drive (incl. manual handwheel)



Process Technology


The design of the gate allows an unrestricted flow to the main conveying line, thus avoiding an increase of the flow resistance when conveying via this line. In front of the closed gate, the bulk material is directed along the round wall to the free outlet. The sealing of the gate is covered by the gate on all sides so that the sealing is protected optimally against the wear caused by the bulk material flow.

The aeration bottom ensures a continuous fluidization of the bulk material.

Summary

Due to its modular and low-flow-loss design, Claudius Peters Two-Way Gate is excellently suited for use as a branching and distributing device in pneumatic conveyor systems. The gate is characterized by high availability, long service life of the wear parts and easy maintenance.

Suited for all types of regular drives, the Claudius Peters Two-Way Gate can be easily integrated in all plants. The possibility to position the electric drive control with local control panel directly at the actuating drive allows for a simple and low-cost integration in the plant master control.



A Langley Holdings Company

Claudius Peters Projects GmbH

Schanzenstraße 40 | D-21614 Buxtehude | Germany
T: +49 4161 706-0 | E: projects@claudiuspeters.com

www.claudiuspeters.com

CP Components (GB) 09/2015/Issue 1

Due to the policy of continued improvement, we reserve the right to change any specification without prior notice.

ERRORS & OMISSIONS EXCEPTED